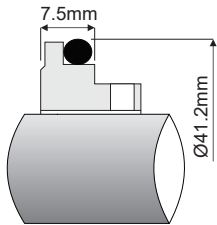
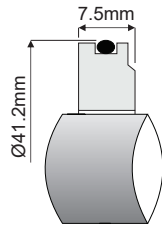


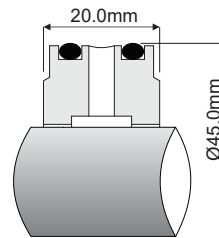
Stationary Seats



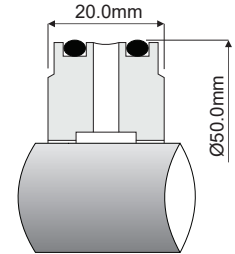
SST01FI - S220



SST01FE - Q220

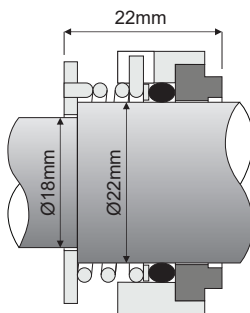


SST01FI - G220

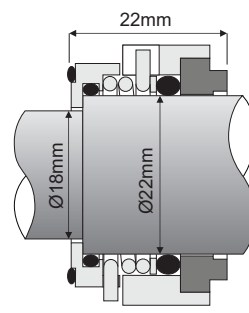


SST01FI - D220

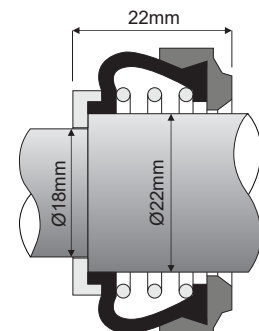
Internal Rotaries



ST01FI - O220

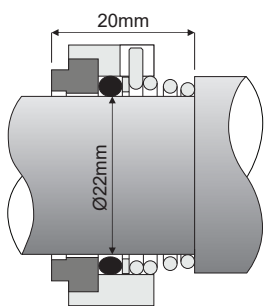


ST01FI - S220

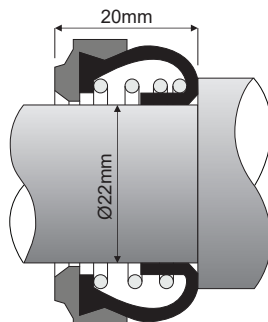


ST01FI - B220

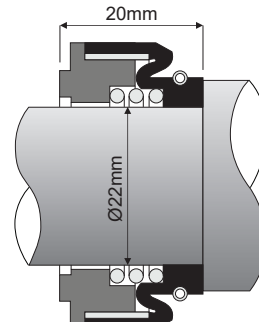
External Rotaries



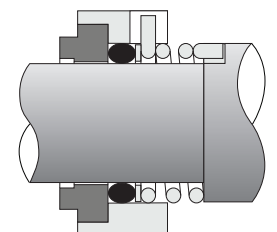
ST01FE - O220



ST01FE - A220

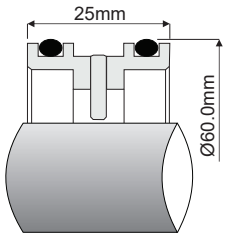


ST01FE - C220

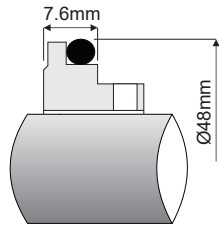


PT01FE/O22X/03_
(Ext LH parallel spring with pin)

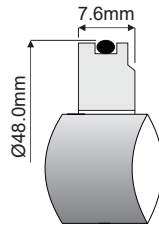
Stationary Seats



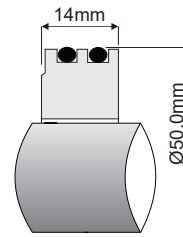
PT01F/0300/21/3



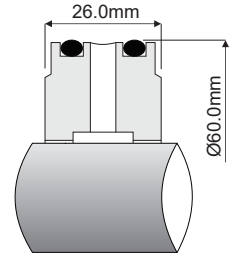
SST01FI - S300



SST01FE - Q300

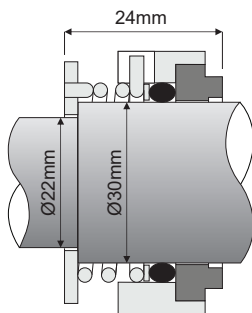


SST01FI - G300

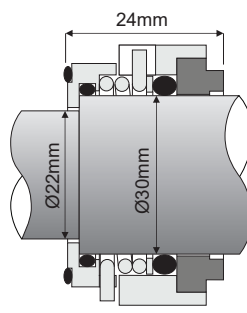


SST01FI - B300

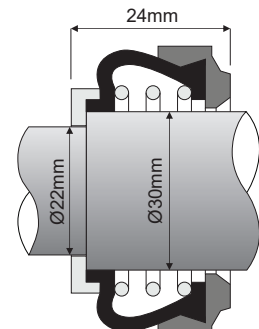
Internal Rotaries



ST01FI - 0300

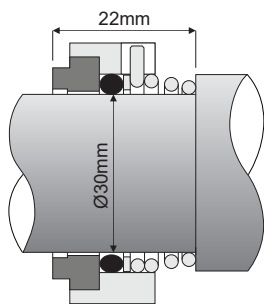


ST01FI - S300

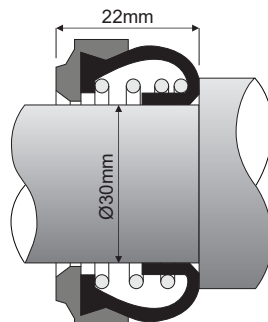


ST01FI - B300

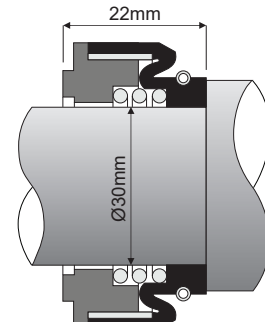
External Rotaries



ST01FE - 0300

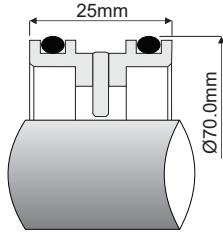


ST01FE - A300

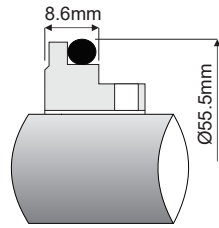


ST01FE - C300

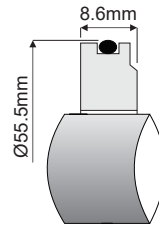
Stationary Seats



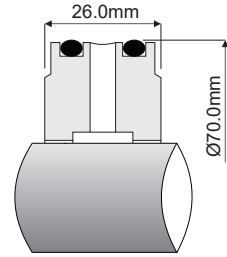
PT01F/0350/21/3



SST01FI - S350

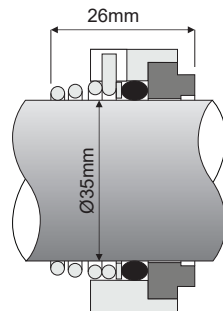


SST01FE - Q350

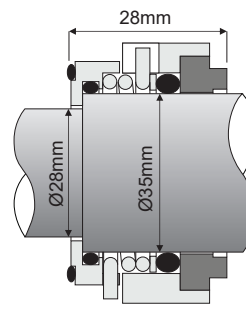


SST01FI - B350

Internal Rotaries

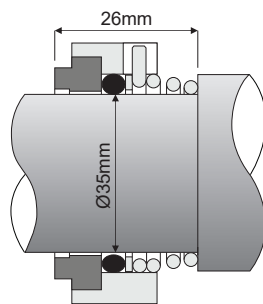


ST01FI - 0350

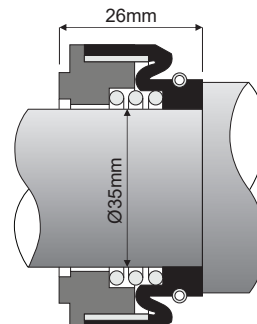


ST01FI - S350

External Rotaries



ST01FE - 0350



ST01FE - C350